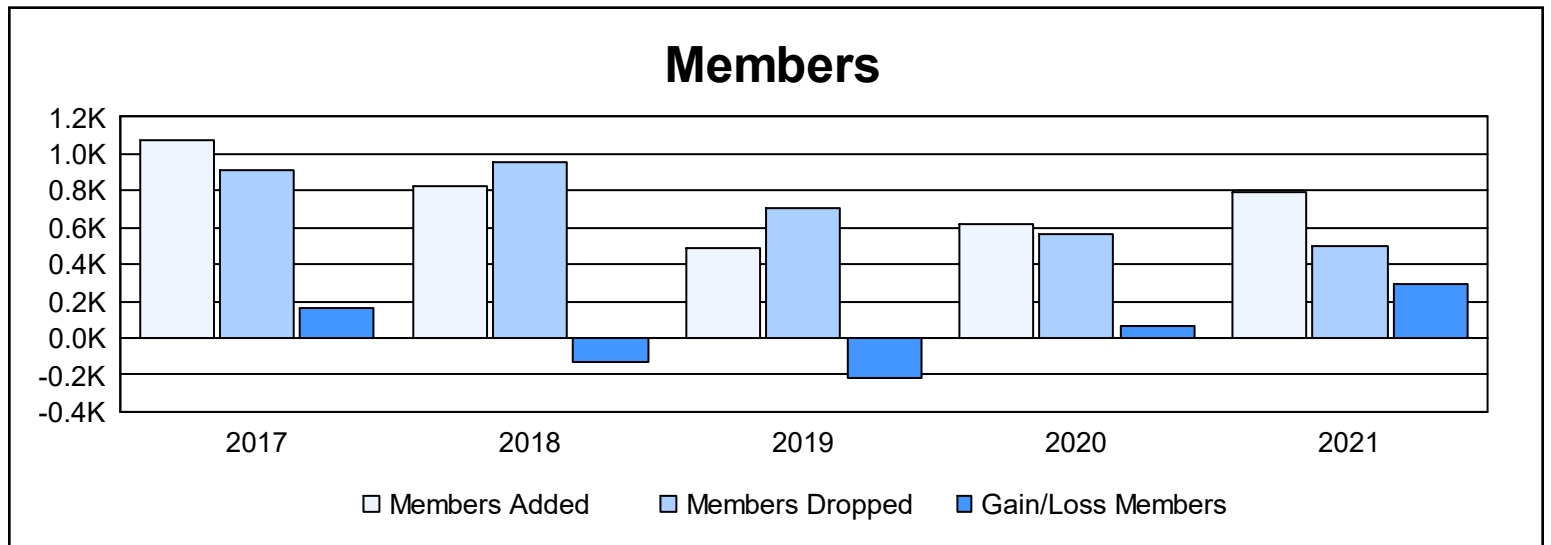
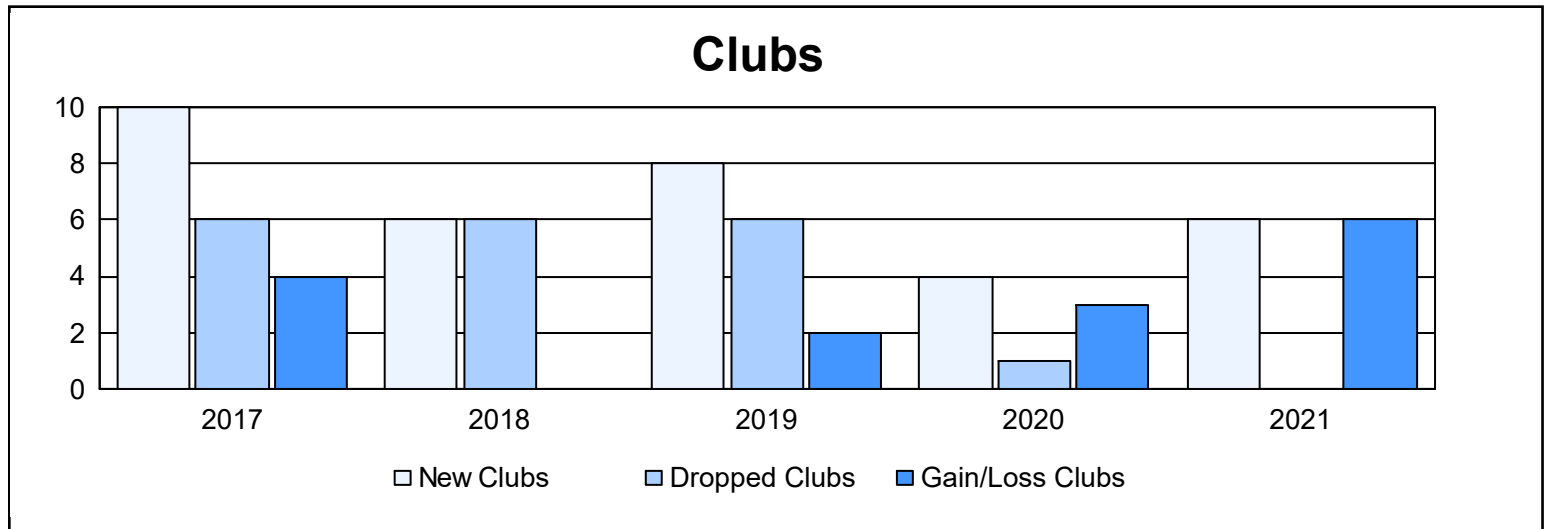
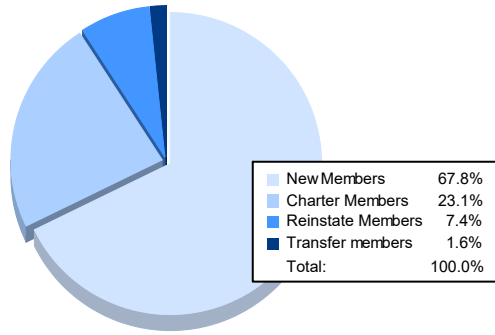


Year	New Clubs	Dropped Clubs	Gain/ Loss Clubs	New Members	Charter Members	Reinstate Members	Transfer Members	Total Member Added	Total Members Dropped	Gain/ Loss Members
2016-2017	10	6	4	696	279	90	10	1,075	917	158
2017-2018	6	6	0	547	198	62	21	828	959	-131
2018-2019	8	6	2	217	226	39	7	489	705	-216
2019-2020	4	1	3	420	138	39	25	622	560	62
2020-2021	6	0	6	538	183	59	13	793	500	293
<b>Average</b>	<b>7</b>	<b>4</b>	<b>3</b>	<b>484</b>	<b>205</b>	<b>58</b>	<b>15</b>	<b>761</b>	<b>728</b>	<b>33</b>



### Membership Composition June 2021 Cumulative



### Gender Composition June 2021 Cumulative

